

MONTHLY STATISTICAL BULLETIN

JULY 2020

Market capitalization: 175.268.379.917

Turnover: 382.669.819

Number of transactions: 1.315

MBI10: 4.289,51

↑1,47%

↓14,16%

↓14,68%

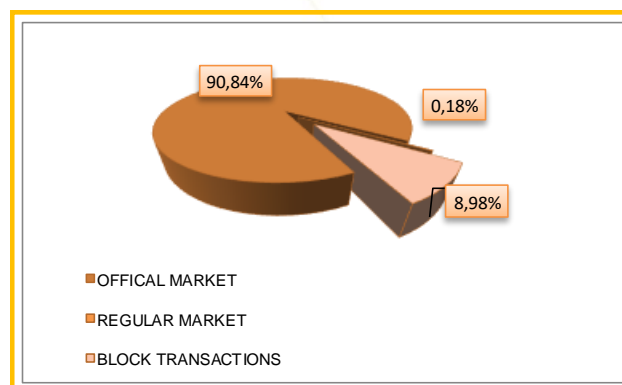
↑4,20%

BASIC INDICATORS

TURNOVER (denars)	June 2020	July 2020	% of change
TRADING IN BEST	376.561.482	348.296.794	-1,79
SHARES	293.017.457	344.870.372	17,70
BONDS	61.626.272	3.426.422	-94,44
OTHER SECURITIES	21.917.753	0	-
DAILY AVERAGE TURNOVER (denars)	17.931.499	15.831.672	-6,25
DAILY AVERAGE NUMBER OF TRANSACTIONS	73	59	-19,18
BLOCK TRANSACTIONS	69.210.410	34.373.025	-50,34
PUBLIC AUCTIONS	0	0	-
PUBLIC OFFERING	0	0	-
TOTAL	445.771.892	382.669.819	-14,16
NUMBER OF TRANSACTIONS			
TRADING IN BEST	1.535	1.312	-14,53
BLOCK TRANSACTIONS	11	7	-36,36
PUBLIC AUCTIONS	0	0	-
PUBLIC OFFERING	0	0	-
TOTAL	1.546	1.319	-14,68
MARKET CAPITALIZATION (denars)			
MARKET CAPITALIZATION OF SHARES	172.736.531.720	175.268.379.917	1,47
OFFICIAL MARKET-SHARES	168.594.489.405	171.126.337.602	1,50
MARKET OF JOINT STOCK COMPANIES WITH SPECIAL REPORTING OBLIGATIONS	4.142.042.315	4.142.042.315	0,00
MARKET CAPITALIZATION OF BONDS	12.522.203.683	12.617.602.975	0,76
MARKET CAPITALIZATION OF OTHER SECURITIES	313.102.125	313.107.708	0,00
TOTAL MARKET CAPITALIZATION	185.571.837.528	188.199.090.599	1,42
MBI10	4.116,66	4.289,51	4,20
OMB	132,91	133,02	0,08
NUMBER OF LISTED SECURITIES	100	100	0,00
NUMBER OF TRADING DAYS	21	22	4,76

TURNOVER STRUCTURE

Market segment	Turnover (denars)	Turnover (EUR)	%	Number of transactions
OFFICIAL MARKET	347.626.081	5.634.558	90,84	1.299
REGULAR MARKET	670.713	10.871	0,18	13
BLOCK TRANSACTIONS	34.373.025	557.141	8,98	7
TOTAL	382.669.819	6.202.570	100,00	1.319



MONTHLY STATISTICAL BULLETIN

10 MOST LIQUID SHARES (Official market)

Issuer	Max (denars)	Min (denars)	Average price (denars)	Volume	Turnover (denars)	Turnover (EUR)	%	Num. of trans.	Market capitalization (denars)
Komercijalna banka Skopje	6.299,00	5.800,00	6.031,86	27.590	168.026.879	2.723.491	48,82	594	14.336.334.219
Alkaloid Skopje	12.799,00	11.850,00	12.146,55	3.766	45.842.268	743.041	13,32	185	17.909.117.363
Granit Skopje	980,00	930,00	950,97	42.585	40.723.241	660.073	11,83	86	2.954.664.674
Makpetrol Skopje	66.999,00	64.001,00	65.298,54	257	16.816.585	272.574	4,89	71	7.382.265.693
Stopanska banka Skopje	1.093,00	1.050,00	1.066,37	13.400	14.346.013	232.530	4,17	68	18.739.661.990
Prilepska Pivarnica Prilep	32.445,00	32.445,00	32.445,00	418	13.562.010	219.823	3,94	3	1.295.139.510
NLB Banka Skopje	17.700,00	16.013,00	16.681,87	725	12.180.006	197.422	3,54	45	14.817.958.350
Zito Polog Tetovo	1.800,00	1.800,00	1.800,00	5.782	10.407.600	168.693	3,02	36	100.794.600
Stopanska banka Bitola	2.729,00	2.401,00	2.604,87	2.257	5.918.664	95.933	1,72	24	1.016.931.177
UNI Banka Skopje	2.399,00	2.150,00	2.230,88	1.361	2.978.345	48.275	0,87	30	1.309.822.813
Rest				64.666	13.398.048	217.165	3,89	148	91.263.647.212
Total				162.807	344.199.659	5.579.020	100,00	1.290	171.126.337.602

TOP GAINERS / TOP LOSERS—OFFICIAL MARKET

Issuer	Average price (denars) 30.06.2020	Average price (denars) 31.07.2020	% of change
TOP GAINERS			
Ograzden Strumica	1.250,00	1.860,00	48,80
RZ Ugotur Skopje	24,00	28,00	16,67
UNI Banka Skopje	2.060,00	2.399,00	16,46
TTK Banka AD Skopje	1.170,00	1.300,00	11,11
Pekabesko Skopje	12.730,00	14.000,00	9,98
TOP LOSERS			
Skovin Skopje	500,00	5,00	-99,00
RZ Institut Skopje	90,00	46,00	-48,89
Karpos Skopje	850,00	441,00	-48,12
Tutunski kombinat Prilep	250,00	155,00	-38,00
Popova Kula Demir Kapija	21,00	16,00	-23,81

OVERVIEW OF THE TRADING WITH BONDS

	HIGH (%)	LOW (%)	Last daily average price(%)	Last trading day	Volume (in EUR)	Turnover (denars)	Turnover (EUR)	Yield to maturity *
TTK Banka AD Skopje - corporate bonds I issue	100,00	100,00	100,00	27.7.2020	50	3.084.750	50.000	3,50%
Government bonds-denationalization XVI issue (RMDEN16)	99,00	99,00	99,00	30.7.2020	1.757	107.314	1.739	2,28%
Government bonds-denationalization XII issue (RMDEN17)	99,00	99,00	99,00	23.7.2020	3.098	189.221	3.067	2,24%
Government bonds-denationalization XVIII issue (RMDEN18)	99,00	99,00	99,00	09.7.2020	739	45.137	732	2,22%

* The model for calculation of annual average yield to maturity is adapted to the characteristics of the bonds. Calculation date is 31.07.2020 using the last average price of the bonds.

MONTHLY STATISTICAL BULLETIN

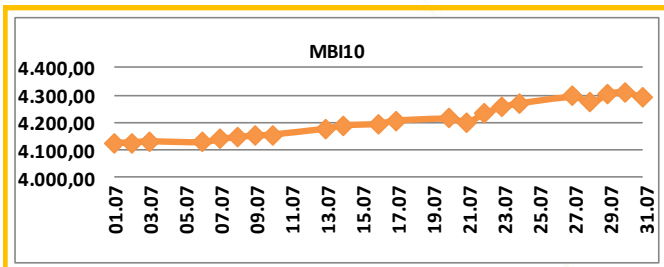
MBI10

Value at 31.07.2020 **4.289,51**

MAX Value in July (30.07.2020) 4.311,51

MIN Value in July (01.07.2020) 4.124,75

% of change from 30.12.2019 -7,73%

All about MBI10 on: <http://www.mse.com.mk/Indicies.aspx?Index=MBI10>

Composition of MBI10	Turnover (denars)	Volume	Num. of trans.	Last average price	% of monthly change of price
Alkaloid AD Skopje	45.842.268	3.766	185	12.512,02	5,10
Granit AD Skopje	40.723.241	42.585	86	962,00	3,32
Komercijalna banka AD Skopje	168.026.879	27.590	594	6.290,44	8,43
Makpetrol AD Skopje	16.816.585	257	71	65.689,04	1,06
Makedonijaturist AD Skopje	198.000	45	3	4.400,00	-1,79
Stopanska banka AD Skopje	14.346.013	13.400	68	1.073,28	2,22
TTK banka AD Skopje	11.350.987	9.215	23	1.300,00	11,11
Makedonski Telekom AD Skopje	2.315.700	7.257	15	309,00	-1,24
Stopanska banka AD Bitola	5.918.664	2.257	24	2.601,00	0,01
NLB Banka AD Skopje	12.180.006	725	45	17.350,00	8,44

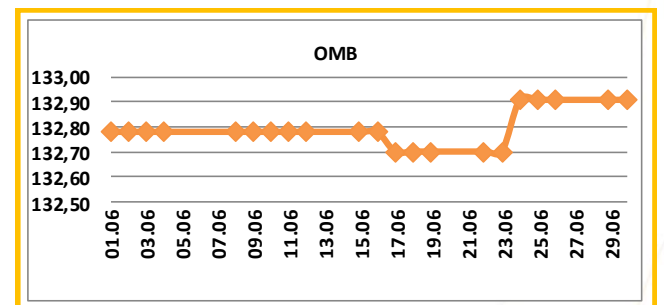
OMB

Value at 31.07.2020 **133,02**

MAX Value in July (20.07.2020) 133,02

MIN Value in July (02.07.2020) 132,91

% of change from 30.12.2019 0,08%

All about OMB on: <http://www.mse.com.mk/Indicies.aspx?Index=OMB>

Composition of OMB	Turnover (denars)	Volume	Num. of trans.	Last average price	% of monthly change of price
Government bonds-denationalization XIII issue (RMDEN13)		0	0	99,00	0,00
Government bonds-denationalization XIV issue (RMDEN14)		0	0	99,20	0,00
Government bonds-denationalization XV issue (RMDEN15)		0	0	99,00	0,00
Government bonds-denationalization XVI issue (RMDEN16)	107.314	1.757	4	99,00	0,10
Government bonds-denationalization XVII issue (RMDEN17)	189.221	3.098	2	99,00	1,02
Government bonds-denationalization XVIII issue (RMDEN18)	45.137	739	1	99,00	0,00

MONTHLY STATISTICAL BULLETIN

MBI10 LISTED COMPANIES RATIOS

Issuer	P/E Ratio ¹	Dividend yield ²	Foreign investors participation in July 2020	Foreign investors participation in June 2020	Change
Alkaloid AD Skopje	17,64	2,88%	2,97%	2,98%	-0,01%
Granit AD Skopje	9,72	3,46%	3,72%	4,70%	-0,98%
Komercijalna banka AD Skopje	7,85	8,74%	3,22%	3,23%	-0,01%
Makpetrol AD Skopje	8,43	3,04%	1,17%	1,18%	-0,01%
Makedonijaturist AD Skopje	18,75	5,16%	0,80%	0,80%	0,00%
Stopanska banka AD Skopje	7,9	0,00%	92,37%	92,36%	0,01%
TTK banka AD Skopje	10,89	8,46%	1,25%	1,25%	0,00%
Makedonski Telekom AD Skopje	19,67	4,98%	1,48%	1,48%	0,00%
Stopanska banka AD Bitola	59,93	0,00%	3,25%	3,28%	-0,03%
NLB banka AD Skopje	8,01	0,00%	87,86%	87,86%	0,00%

[1] Share price at last day of trading in currently month, / Earnings per share

[2] The ratios are calculated using the data from the last published Audited financial reports and last paid dividend.

FOREIGN INVESTORS—OFFICIAL MARKET

July 2020	Foreign Legal investors July 2020	Foreign private investors July 2020	Total Foreign entities July 2020	Total Foreign entities June 2020	Change
Shares[3]	34,81%	1,18%	35,99%	36,01%	-0,02%
Denationalization bonds[4]	0,18%	0,06%	0,24%	0,24%	0,00%
Continuous government bonds [5]	0,06%	0,00%	0,06%	0,06%	0,00%

[3] Data as last day of trading in currently month according to the Central Securities Depository, regarding the participation of the foreign investors in the number of shares.

[4,5] Data as last day of trading in currently month according to the Central Securities Depository, regarding the participation of the foreign investors in the total nominal value of bonds.

FOREIGN AND DOMESTIC INVESTORS IN THE TOTAL TURNOVER [6]

	BUYING % of total	SELLING % of total
Foreign private investors	0,64%	1,86%
Foreign Legal investors	0,09%	11,47%
Total Foreign Legal entities	0,73%	13,33%
Domestic private investors	71,23%	69,28%
Domestic Legal investors	28,05%	17,39%
Total Domestic Legal entities	99,27%	86,67%

[6] Data as last day of trading in currently month according to the Central Securities Depository, regarding the participation of the foreign and domestic investors in the total turnover.

TURNOVER PER MEMBERS / in denars

Member	Code	Trading in BEST system	% of trading in BEST sys.	Block (denars)	% block	Public auctions	% of Public auctions	Public offering	% of Public offering	Total
ILIRIKA INVESTMENTS AD Skopje	IL	318.741.009	45,76	0	0,00	0	0,00	0	0,00	318.741.009
Komercijalna banka AD Skopje	KB	88.498.182	12,70	10.016.220	14,57	0	0,00	0	0,00	98.514.402
Eurohaus AD Skopje	EH	91.914.493	13,19	0	0,00	0	0,00	0	0,00	91.914.493
NLB Banka AD Skopje	TN	65.851.794	9,45	0	0,00	0	0,00	0	0,00	65.851.794
INVESTBROKER AD Skopje	MI	52.151.187	7,49	0	0,00	0	0,00	0	0,00	52.151.187
INOVO BROKER AD Skopje	IN	17.782.883	2,55	14.857.920	21,61	0	0,00	0	0,00	32.640.803
TTK Banka Skopje	TK	15.240.922	2,19	16.850.910	24,51	0	0,00	0	0,00	32.091.832
Fersped Broker AD Skopje	FR	4.200.915	0,60	27.021.000	39,31	0	0,00	0	0,00	31.221.915
Stopanska banka AD Skopje	SB	25.622.908	3,68	0	0,00	0	0,00	0	0,00	25.622.908
Eurostandard Banka AD Skopje	ES	11.747.701	1,69	0	0,00	0	0,00	0	0,00	11.747.701
Sparkasse banka AD Skopje	SP	4.841.594	0,70	0	0,00	0	0,00	0	0,00	4.841.594
Total		696.593.588	100,00	68.746.050	100,00	0	100,00	0	100,00	765.339.638

Turnover via BEST system and turnover in block trades is calculated on the basis of double counting, in order to include the executed cross trades by the MSE members in the structure of the overall MSE turnover. As since July 13, during the government auctions on the selling side there is no brokers (i.e. MSE performs this role), the turnover derived from government auctions is still calculated on the basis of single counting.

MONTHLY STATISTICAL BULLETIN

AS A REMINDER

The product of the Macedonian Stock Exchange **BESTNET ANALYTICS** is a modern internet service that helps investors in building well-founded investment strategies and in bringing valuable investment decisions.

BESTNET ANALYTICS contains:

- Data for more than **100** companies traded on the Macedonian Stock Exchange
- More than **70** different financial indicators of companies and more than **40** indicators for banks
- Monitoring and comparing the values for the last **3** years
- Tracking results by quarters
- Data in den, euros and dollars
- Data for paid dividends from companies for the last **4** years
- Data for the major shareholders of the company
- Data for management bodies of the company
- Data for related companies
- Comparison and monitoring of a large number of financial indicators
- Monitoring indicators by sectors and industries
- Graphic display of technical indicators
- Over **40** technical indicators and oscillators
- Monitoring of investments, determining their current value
- Calculation of gains / losses from unrealized transactions
- Calculation of gains / losses from trades executed
- Simulated portfolios

Шифра на XB	Датум на трансакција	Број на трансакција	Количина	Куповна вредност - вкупно (во ден.)	Датум на последна цена	Последна просечна цена	Вкупна вредност (во ден.)	Нереализирана добитка / загуба (во ден.)	% промена од купување на XB	% од вредноста на вкупните вложувања
GRNT	17.02.2009	X52515136						1.800.000,00	133,33%	3,74%
TEL	11.06.2009	1235649	600,00	360.000,00	11.06.2009	653,11	391.866,00	31.866,00	8,85%	1,00%

скратен преглед на поединечна трансакција

Тип на хартија	Share	Куповна вредност - вкупно (во ден.)	360.000,00
Датум на трансакција	11.06.2009	Датум на последна цена	21.01.2009
Број на трансакција	1235649	Последна просечна цена	653,11
Количина	600,00	Нето вредност (во ден.)	391.866,00
Куповна цена (во ден.)	600,00	Акумулирана камата (во ден.)	0,00
Номинална вредност	0,00 MKD	Вкупна вредност (во ден.)	391.866,00
Куповна вредност (во ден.)	360.000,00	Нереализирана добитка / загуба (во ден.)	31.866,00
Купена акумул. камата (во ден.)	0,00	% промена од купување на XB	8,85%
Трансакциони трошоци (во ден.)	500,00	% од вредноста на вкупните вложувања	1,00%

детален преглед на поединечна трансакција

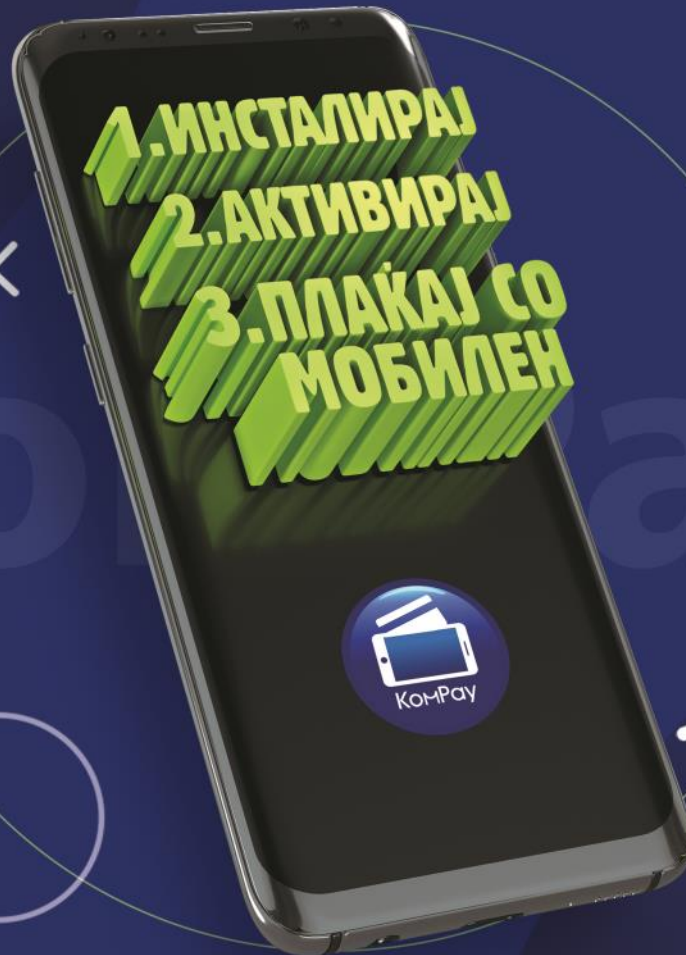
Тип на хартија	Bond	Куповна вредност - вкупно (во ден.)	107.092,08
Датум на трансакција	11.07.2008	Датум на последна цена	27.11.2007
Број на трансакција	1919	Последна просечна цена	85,00
Количина	2.250,00	Нето вредност (во ден.)	116.662,50
Куповна цена (во %)	77,50	Акумулирана камата (во ден.)	1.228,85
Номинална вредност	1,00 EUR	Вкупна вредност (во ден.)	117.891,35
Куповна вредност (во ден.)	106.689,77	Нереализирана добитка / загуба (во ден.)	11.198,57
Купена акумул. камата (во ден.)	402,31	% промена од купување на XB	10,00%
Трансакциони трошоци (во ден.)	500,00	% од вредноста на вкупните вложувања	0,30%

TOTAL 36.067.092,08 62.684.319,35 26.617.629,57 100,00%

Опиш на XB	Податоци од тргувањето
Лазарен сегмент	Официјален пазар
Лазарен подсегмент	Берзанска котирација - обични акции
Тип на XB	Обични акции
ISIN број	MKALKA101011
Вкупни издадени XB	1431353
Шифра на XB	ALK
Номинална вредност	25,56 EUR
Количина	67
Пронет	280.531,00
Трансакции	5
Највисока цена во пос. 52 недели	4.599,00
Најниска цена во пос. 52 недели	3.799,00
% промена во посл. 30 дена	8,48%
% промена во посл. 3 месеци	6,98%
% промена во посл. 6 месеци	0,80%
% промена во посл. 1 година	-4,07%
Просечен дневен промет во пос. 30 дена	645.146,23
Просечен дневен промет во пос. 3 месеци	812.362,12
Просечен дневен промет во тековната година	626.836,29
Просечен дневен промет во пос. 52 недели	1.304.591,88
Коефициент цена / добитка	10,43
Дивиденден принос	3,98%
Коефициент цена / Книговодствена вредност по акција	0,91
Коефициент цена / Акумулирана добитка по акција	2,62
Коефициент цена / приход од продажба	1,01
Коефициент цена / парични приливи од оперативни активности	13,55
Коефициент цена / оперативна добитка	8,93
Коефициент цена / EBITDA	6,35
Највисок P/E во пос. 52 недели	11,46
Најнисок P/E во пос. 52 недели	9,47
Нето добитка по акција за пос. 12 месеци	430,55
Коефициент цена / добитка за пос. 12 месеци	9,72

For more information on : www.bestnet.com.mk

ПРАКТИЧНОСТ ВО 3 ЧЕКОРИ



Во промотивниот период до 31.12.2020 година,
бесплатно дигитализирајте до две Mastercard® картички.

www.komray.mk



КомРау. Твојот мобилен паричник



комерцијална Банка аџ скопје

www.kb.com.mk контакт центар: (02) 3 296 800



МАКЕДОНСКА БЕРЗА
MACEDONIAN STOCK EXCHANGE